

Welcome!

Preschool
Information Night



Agenda

Staff Overview
Enrollment Qualifications
Classroom Descriptions
A Day in the Life of a Preschooler
Curriculum Overview
Communication Avenues
Enrollment Process
What Do I Do to Get Ready?


Agenda

Staff Overview

Holmes School Staff

Principal – Ms. Mary Kassir

Assistant Principal – Mrs. Megan Hansen



Preschool Staff



Teachers - Mrs. Beth Krause, Mrs. Robyn Atkinson, Elizabeth Jason


Instructional Assistants assigned to all three classrooms

Specialists – Mrs. Griffin (Speech Therapist), Mrs. Blake (Library Media), Mrs. Wilmot (Occupational Therapist)

Administrative Assistants– Mrs. Ortiz and Mrs. Tobias

Screening/Enrollment Support-Mrs. Henricksen

School Nurse - Ms. Diaz







Enrollment Qualifications

Preschool Qualifications



- Resident of the District
- Students must be three years old by and younger than five years old on to be enrolled on the first day of classes.
- Rolling Enrollment this School Year
- Start of next school year is 8/22/23



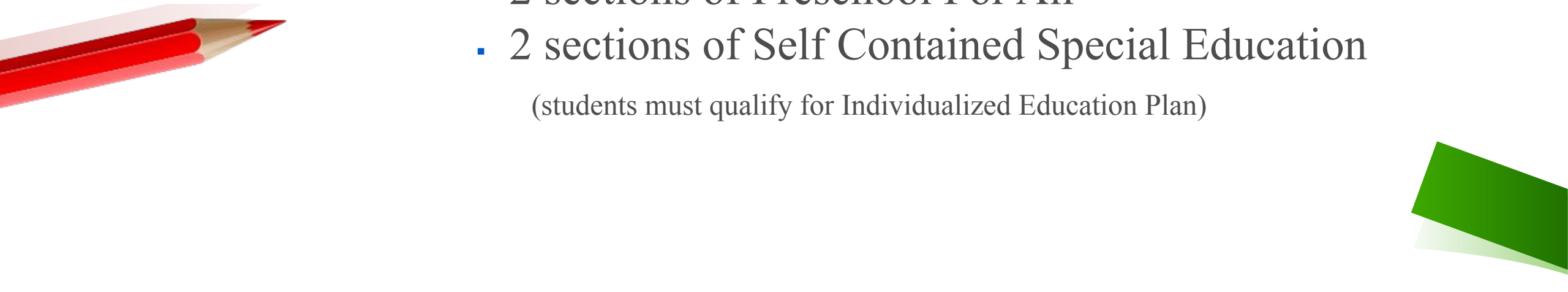


Classroom Descriptions

Preschool Programs

A blue banner with the text 'Preschool Programs' in white, slanted upwards. To its right is a yellow pencil pointing downwards.

For the 2023-24 School Year:

- **4 AM and PM sections**
 - Programs are 5 days a week
 - 4 sections of Blended Preschool
 - 2 sections of Preschool For All
 - 2 sections of Self Contained Special Education
(students must qualify for Individualized Education Plan)
- 
- A red pencil pointing right is on the left. A green banner is in the bottom right corner.



Preschool Programs

■ Blended Preschool Classes

- Maximum of 6 spots for students with IEPs per class
- 28 AM spots for students who live in District 60 boundaries
- 28 PM spots for students who live in District 60 boundaries

■ Tuition based

- \$360 per month (September to May)
- 14 spots in AM and 14 spots in PM

■ Tuition Free

- 14 spots in AM and 14 spots in PM
- Selected through a developmental screening to identify children who might be at risk due to environmental, cultural, or socio-economic factors.



■ Busing is not provided for the Blended Program



Preschool Programs

A blue banner with the text 'Preschool Programs' in white, slanted upwards to the right. A yellow pencil is positioned at the top right, pointing towards the banner.

Preschool For All Preschool Classes

- 20 spots of free programming in the AM section
- 20 spots of free programming in the PM section

Selected through a developmental screening to identify children who might be at risk due to environmental, cultural, or socio-economic factors.

Bussing is not provided

A red pencil is positioned at the bottom left, pointing towards the text 'Bussing is not provided'. A green banner is located at the bottom right corner.

Please Note

All Tuition-Based Students will be responsible for the entire tuition, regardless of vacations or delays in start time as a result of extended vacations.

Preschool Hours



AM:

8:30 – 11:00 AM

Wednesday 8:30 – 10:30

PM:

11:45 – 2:15 PM

Wednesday 11:45-1:45

After doors close, please bring your child
to the front office to check in.

Holmes Primary



Our Mission: To provide exemplary learning experiences within a positive, safe and caring environment that supports growth and achievement.


Our Vision: Educating for tomorrow's world.



A Typical Day in Preschool




Arrival and Greeting Time
Circle and Group Time
Choice/Station Time
Small Group Time
Snack
Gross Motor Time
Dismissal






The Creative Curriculum for Preschool



- Research-based curriculum focused on exploration and discovery
- Based on developmental stages of young learners
- Integrated themes of study





Culture of Kindness

- Second Step Curriculum
 - Developing classroom skills
 - Learn to express emotions and ideas through creative use of materials and activities
 - Learn to work and play cooperatively
- 






Communication Avenues

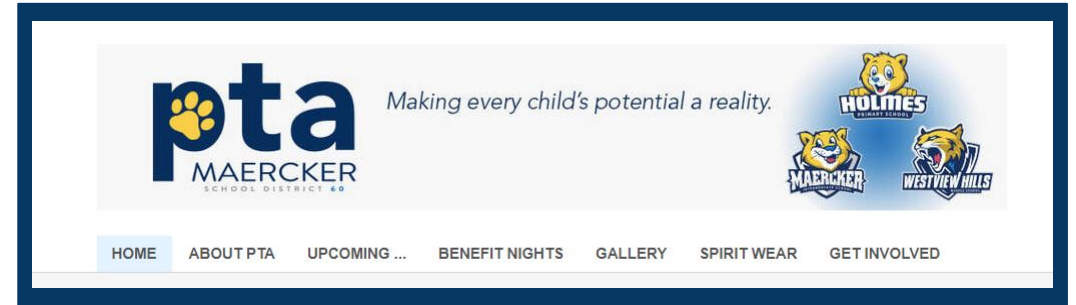
COMMUNICATION




- Seesaw application
- Phone calls and emails
- Meet the Teacher/Supply Drop off Day
- Parent Teacher Conferences
- Report Cards - Trimesters
- Teacher newsletters & notes
- Principal Newsletter, email blasts (District and School)
- Website (has language translator)



Maercker District 60 PTA



- Meetings are held monthly
- Sponsors field trips, assemblies, science fair, family reading night, and much more
- Raise money to help purchase playground balls, computer equipment, books for our library and more
- Works together with the staff to provide a safe environment for our children
- You get to meet fellow parents and your student's friends







Enrollment Process

Enrollment Process



1. District has determined if currently enrolled students are returning.
 2. All new student candidates must complete a pre-enrollment application.
 3. All new student candidates must complete district registration.
 4. All new student candidates must participate in a preschool screening: 1/26/24 and 3/8/24
 5. Pre-registration is required for participation in the screening by 1/19/24 for 1/26/24 screening and by 3/1/24 for the March Screening.
- 
- 

QR
Code: Pre-Registration





Home Language Survey

If you answered **YES** to one of the questions, Illinois school code may require the school to assess your child's English language proficiency.

English language proficiency is assessed when school begins.


3. Is a language other than English spoken in your home? _____ Yes _____ No

If yes, what language? _____

If yes, who speaks the other language? parent(s)/grandparent(s)/sibling(s)

4. Does your child speak a language other than English? _____ Yes _____ No

If yes, what language? _____






Health Information


When entering Preschool the following is required:

- A Physical Examination
- Immunization Records



If your child needs to take any type of medication in school, a medication authorization form is required. Medications cannot be given without it.

Please keep the office up to date with medication, allergies, emergency contacts, phone numbers, etc.





What Do I Do To Get
Ready?

Let's connect!





- Twitter
 - @Maercker60
- Facebook
 - Maercker District 60
- Instagram
 - Maercker60
- #D60Learns





Things to Do to Get Ready for School



- 
- ☑ Play games with your child.
 - ☑ Get your child a library card and go regularly.
 - ☑ Encourage your child to talk and communicate in writing. (pictures and scribbles are a great start)
 - ☑ Practice cutting with scissors.
 - ☑ Practice: Tracing child's full name with capital letters
 - ☑ Practice Saying: first and last name, address, phone number, birthday
 - ☑ Drive by the school and play on the playground.
 - ☑ READ, READ, READ!!!
- 



Questions?

Please contact us at:

Holmes School

630-515-4810

www.maercker.org



Email: mkidd@maercker.org

630-515-4849





Thank You!